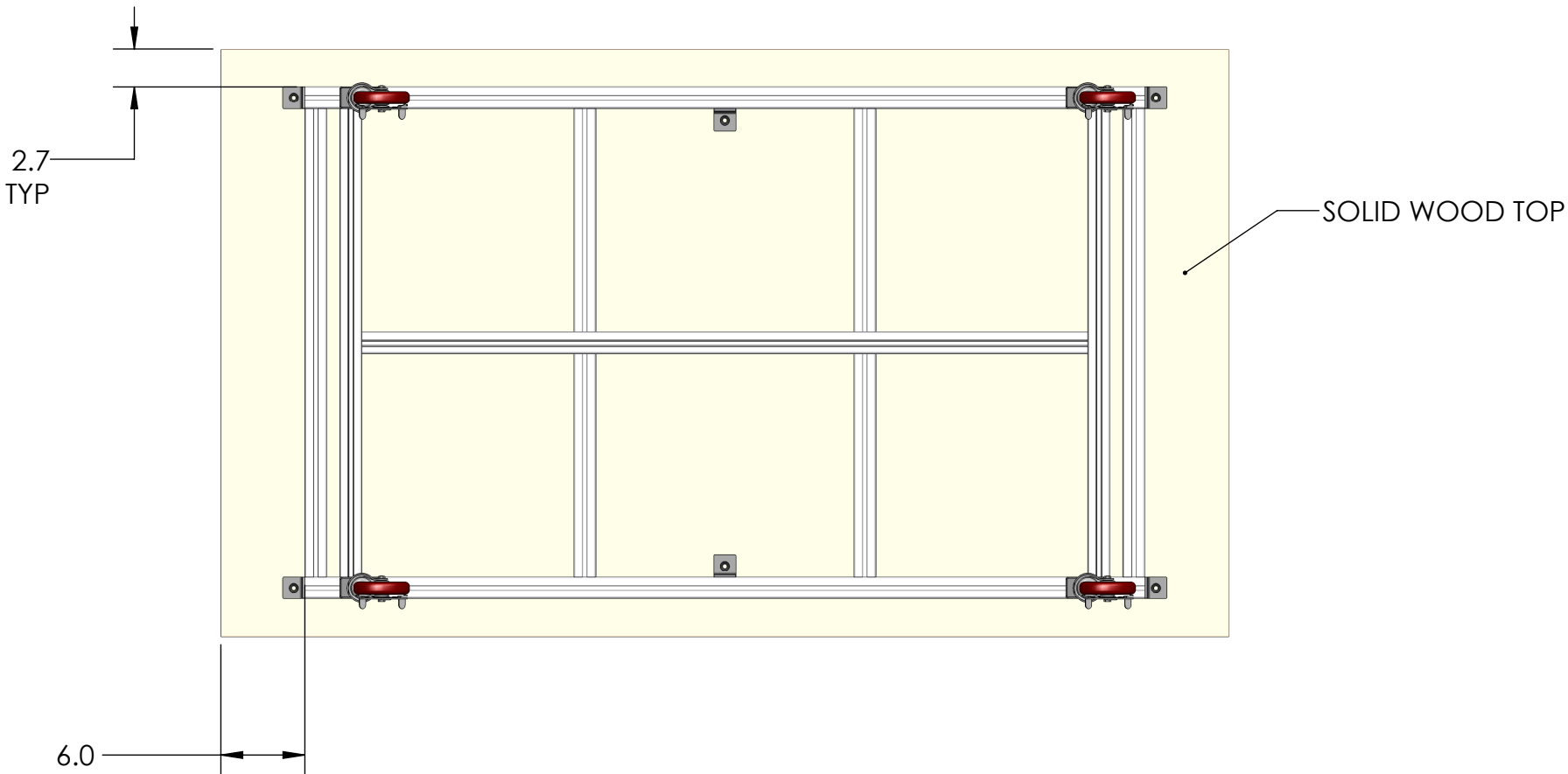
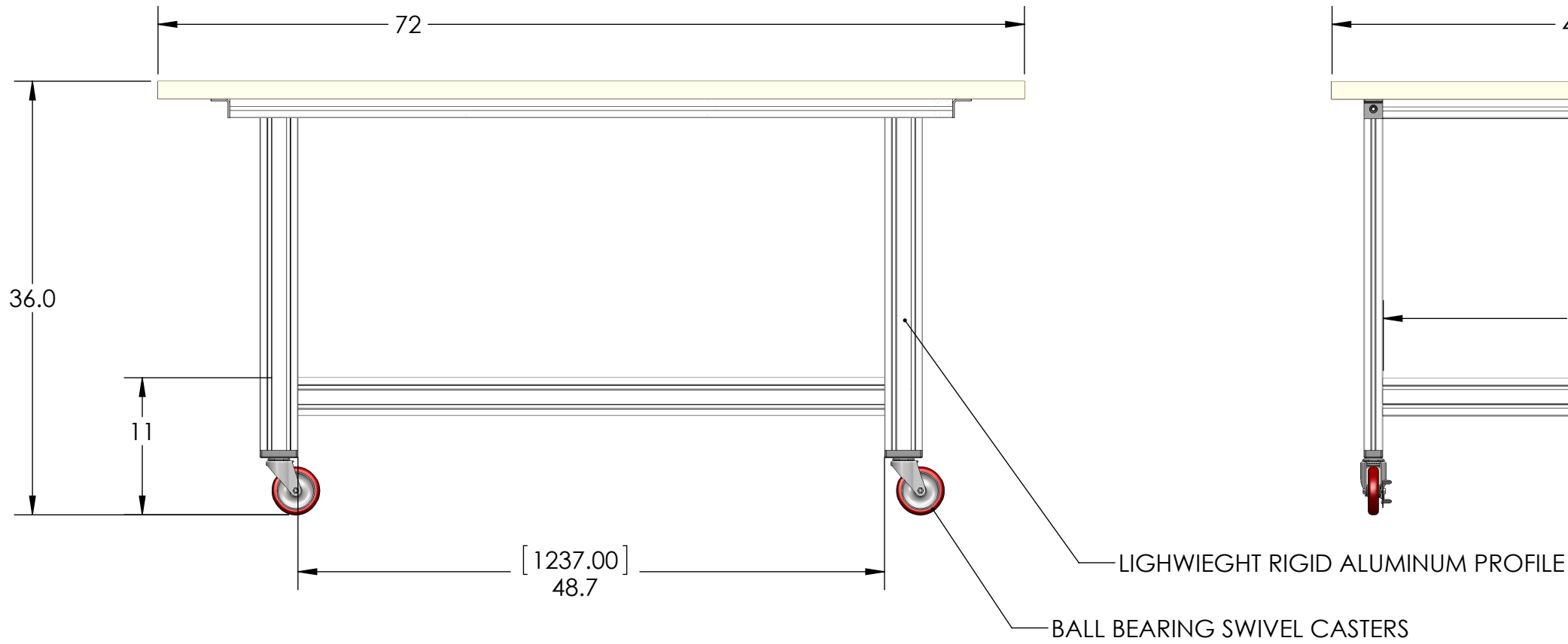
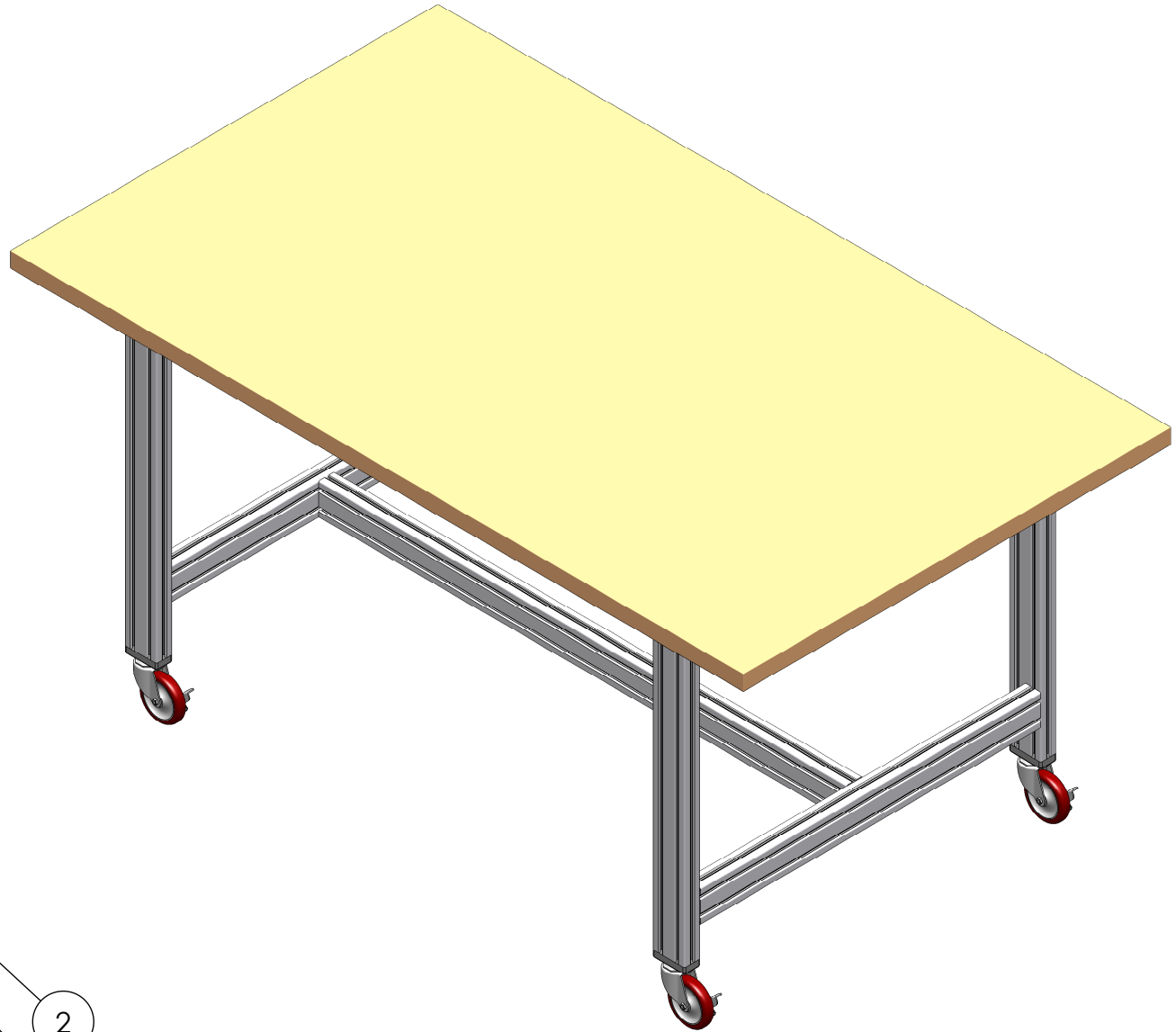


NOTES: (UNLESS OTHERWISE SPECIFIED)

1. Drawing units are: IPS
2. Material: Reference Bill of Materials
3. Stock Thickness:
4. Finish: N/A
5. Remove Burrs and Break Sharp Edges.
6. Coating: N/A



BASIC DIMENSIONS

ITEM NO.	PART NUMBER	DESCRIPTION	QTY.
1	100-0914-103	WORK TABLE FRAME	1
2	100-0914-102	WORK SURFACE	1
3	100-0914-101	CASTER INTERFACE PLATE	4
4	Colson-1.04354.91 BRK3	COLSON SWIVEL CASTER W/ BRAKE	4
5	0.0.196.87	ANGLE BRACKET 8 40 RIGHT ANGLED	6

item
South

Reference Bill of Materials		REFERENCE/P.N.	
ITEM	QUANTITY	DESCRIPTION	REFERENCE/P.N.
BILL OF MATERIALS			
DO NOT SCALE DRAWING		DAC DESIGN & ASSEMBLY CONCEPTS, INC.	
TOLERANCES AS NOTED		10949 E. CRYSTAL FALLS PKWY LEANDER, TX 78641 PH (512) 528-9501 FAX (512) 528-9429	
ANGLES	±1°	DWN	W ELLIOTT
FINISH	32 RMS	CHK	W ELLIOTT
.XX	±.03	APPR	MJ HANSEN
.XX	±.01	THE DRAWING DEPICTED ON THIS PRINT AND THE INFORMATION CONTAINED HEREIN ARE PROPRIETARY TO DESIGN AND ASSEMBLY CONCEPTS, INC. AND SHALL NOT BE USED IN WHOLE OR IN PART WITHOUT THE CONSENT OF DESIGN AND ASSEMBLY CONCEPTS, INC.	
.XXX	±.005		
FRAC.	±1/32		
SCALE: 1:12		SCALE: 1:12	
JOB NO.		DWG NO.	
636-002		100-0914-000_A01	
CLIENT NAME:		TRINITY UNIVERSITY	
SHEET		1 OF 1	
REV.		A01	

<http://www.dac-us.com>