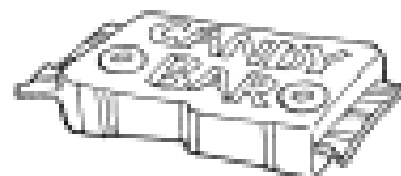

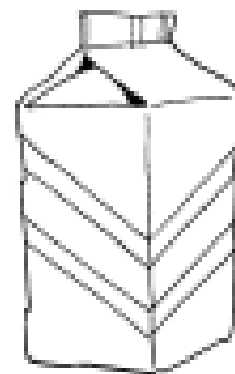
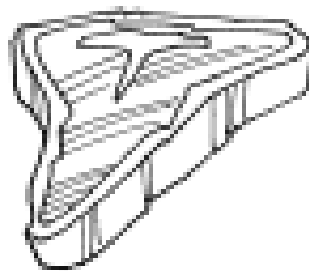
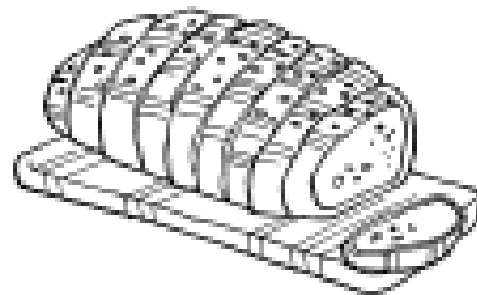
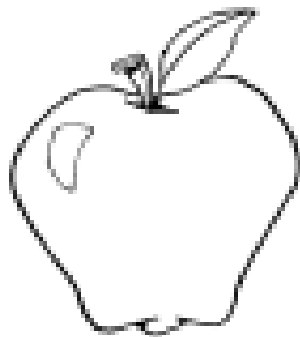


**Food Cube Game**

Make a food cube by using the cube pattern (p. 24) and placing the patterns below on the sides of the cube (one picture per side). The children take turns rolling the cube and naming another food from the same food group. For example: the child rolls an apple and has to name another type of fruit. The teacher keeps track of each response by recording them on a large sheet of paper.



Cube Pattern

