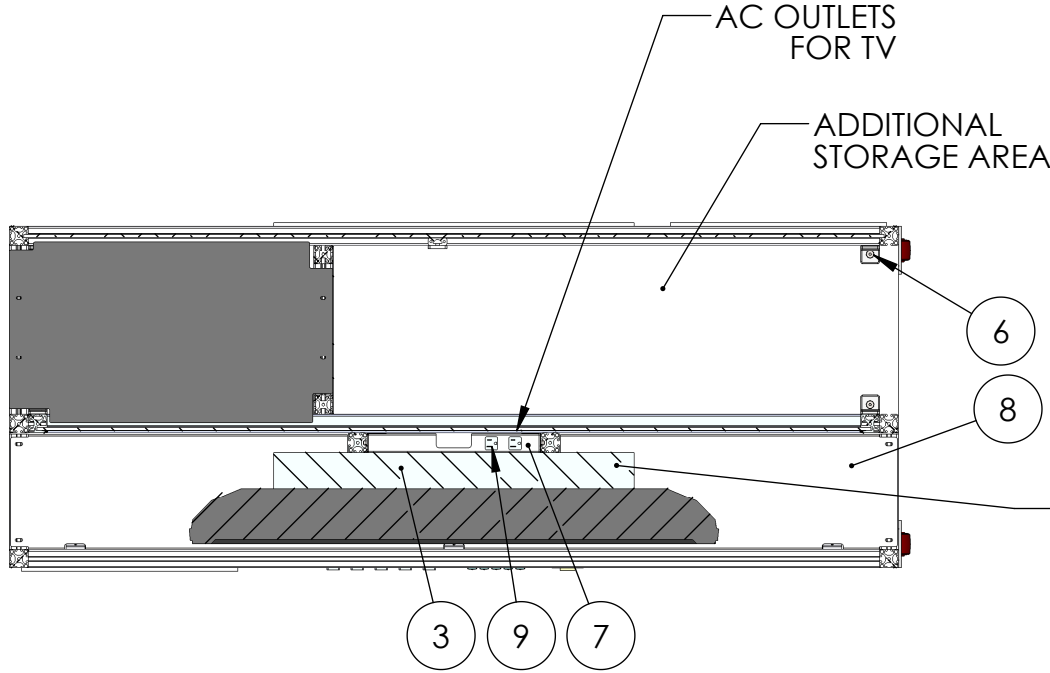



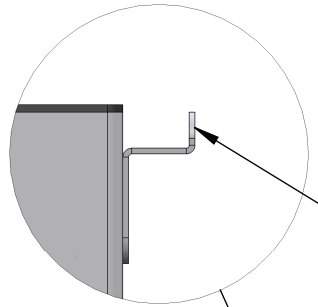
NOTES: (UNLESS OTHERWISE SPECIFIED)

1. Drawing units are: STANDARD
2. Material: REF BOM
3. Stock Thickness:
4. Finish: REF BOM
5. Remove Burrs and Break Sharp Edges.
6. Coating: REF BOM



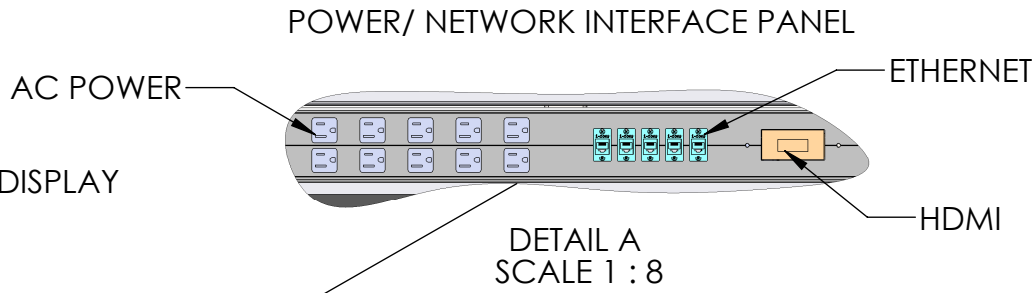
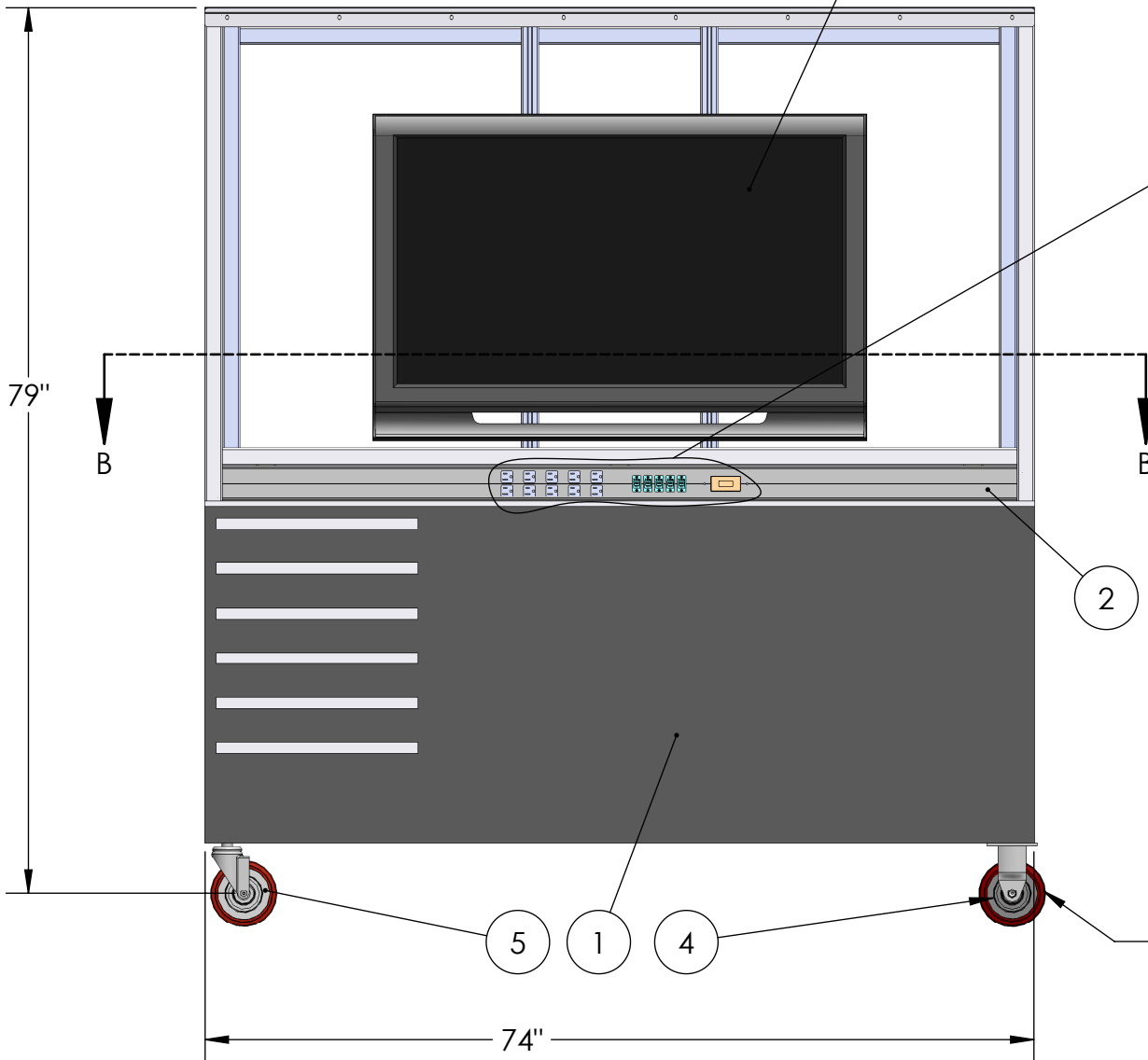
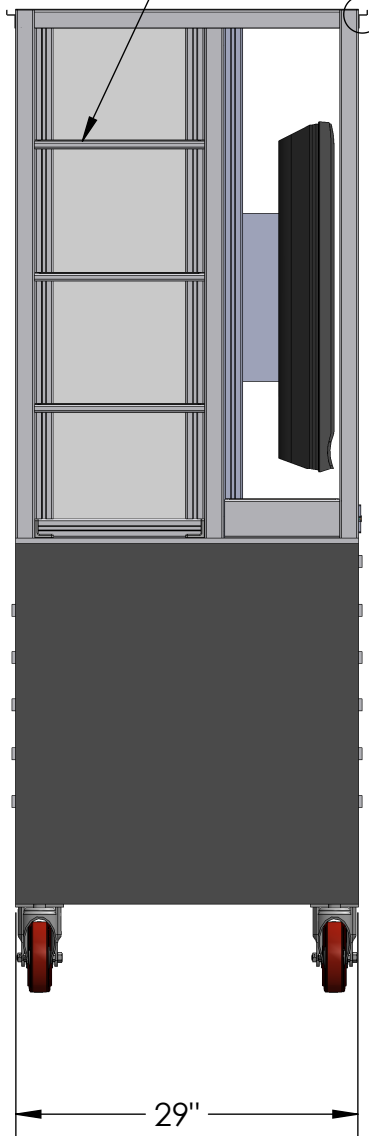
SECTION B-B
SCALE 1 : 16

DETAIL C
SCALE 1 : 2



DRY ERASE BOARD HANGER
ON FRONT AND BACK OF UNIT

SHELVING /
COMPARTMENTS



WHITEBOARD BEHIND
FLATSCREEN DISPLAY

ADDITIONAL DRAWERS ON
BACK SIDE OF UNIT

WHITEBOARD ON
BACK SIDE OF UNIT

FLAT SCREEN
WALL MOUNT BRACKET

FLAT SCREEN DISPLAY

POWER/ NETWORK INTERFACE PANEL

AC POWER

ETHERNET

HDMI

DETAIL A
SCALE 1 : 8

ITEM NO.	PART NUMBER	DESCRIPTION	QTY.
1	LISTA LOCKING TOOL CABINET	CUSTOMER SPECIFIED	1
2	100-0913-001	LAB MODULE FRAME	1
3	100-0913-010	FLAT SCREEN WALL MOUNT BRACKET	1
4	SUPPLIED BY LISTA	COLSON 6" CASTER FIXED	2
5	SUPPLIED BY LISTA	COLSON 6" CASTER, SWIVEL	2
6	0.0.486.28	ANGLE BRACKET V 8 40 Zn	6
7	100-0913-111	SERVICE PANEL	1
8	100-0913-112	PLENUM	1
9	70133330	Power Outlet, SNAP-IN 20A T-SLOT RECEPTACLE	2

item
South

BASIC DIMENSIONS

REF BOM		DESCRIPTION		REFERENCE/P.N.	
ITEM	QUANTITY	DESCRIPTION		REFERENCE/P.N.	
DO NOT SCALE DRAWING		BILL OF MATERIALS		10949 E. CRYSTAL FALLS PKWY LEANDER, TX 78641 PH (512) 528-9501 FAX (512) 528-9429	
TOLERANCES AS NOTED		DAC DESIGN & ASSEMBLY CONCEPTS, INC.		DESIGN STATION	
ANGLES	±1°	DWN	W ELLIOTT	8/27/2014	TITLE:
FINISH	32 RMS	CHK	W ELLIOTT	8/27/2014	JOB NO. 636-001 DWG NO. 100-0913-000_A03 REV. A03
.XX	±.03	APPR	MJ HANSEN	8/27/2014	
.XX	±.01	THE DRAWING DEPICTED ON THIS PRINT AND THE INFORMATION CONTAINED HEREIN ARE PROPRIETARY TO DESIGN AND ASSEMBLY CONCEPTS, INC. AND SHALL NOT BE USED IN WHOLE OR IN PART WITHOUT THE CONSENT OF DESIGN AND ASSEMBLY CONCEPTS, INC.		SIZE:	SCALE: 1:1
.XXX	±.005			CLIENT NAME:	TRINITY UNIVERSITY
FRAC.	±1/32			SHEET	1 OF 1

<http://www.dac-us.com>