

# Community Helpers

**Age:** Preschool

**Unit:** Community Helpers (Day 5 and Day 9)

**Title of Activity:** Building a Community Location

## Recommended Use:

1. Print each sign twice
2. Laminate cover
3. Add to a popsicle to make a standing sign.  
Make double-sided signs
4. May be placed in your block center after unit is over

Example Sign





**Fire  
Station**



**Veterinarian's  
Office**



**Airport**




**Post  
Office**



**Hospital**



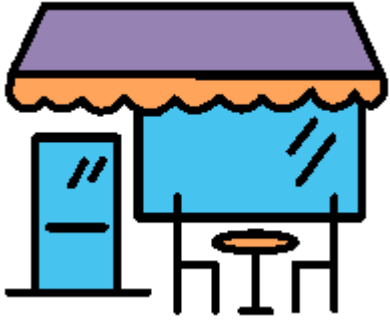
**School**



**Construction  
Zone**



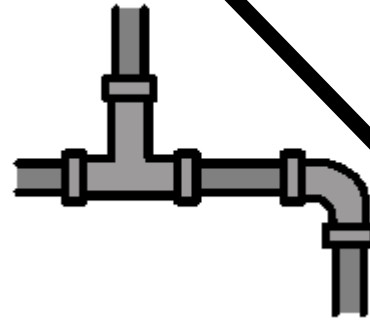
**Dentist's  
Office**



**Restaurant**



**Farm**



**Plumbing**

# Police Station



# Mechanic

# Doctor's Office

